




NEW YORK CITY COMPTROLLER
SCOTT M. STRINGER

Making the Grade:

New York City Agency Report Card on
Minority- and Women-Owned Business
Enterprises

New York Citywide Letter Grades



Issued by Office of the
New York City Comptroller



Asian
Americans



Hispanic
Americans



Women



Black
Americans



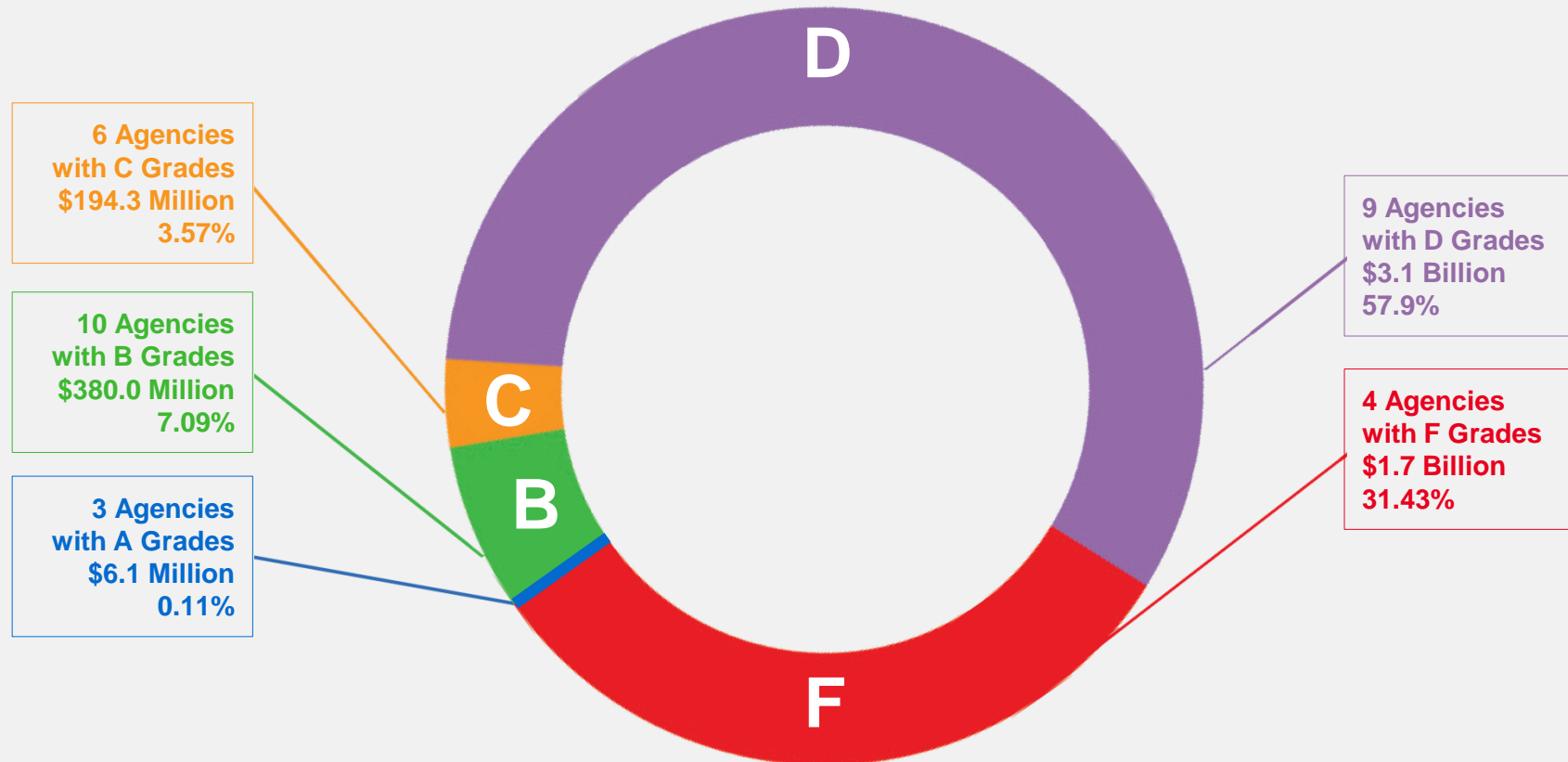
Agency Grade Comparison in Fiscal Year 2017

Agency Name	FY17	FY16	FY15	FY14	FY16 -FY17 Change
Commission on Human Rights	A	B	C	C	↑ 1
Department for the Aging	A	B	C	D	↑ 1
Department of Small Business Services	A	B	F	D	↑ 1
Civilian Complaint Review Board	B	D	C	C	↑ 2
Department of Consumer Affairs	B	B	C	D	No Change
Department of Cultural Affairs	B	C	C	B	↑ 1
Department of Health and Mental Hygiene	B	C	C	C	↑ 1
Department of Housing Preservation and Development	B	A	A	D	↓ 1
Department of Parks and Recreation	B	C	C	D	↑ 1
Department of Youth and Community Development	B	C	C	C	↑ 1
Landmarks Preservation Commission	B	C	B	B	↑ 1
NYC Taxi and Limousine Commission	B	D	D	D	↑ 2
Administration for Children's Services	C	C	C	C	No Change
Business Integrity Commission	C	F	D	D	↑ 2
Department of City Planning	C	B	C	C	↓ 1
Department of Probation	C	D	D	C	↑ 1
Fire Department	C	C	D	D	No Change

Agency Name	FY17	FY16	FY15	FY14	FY16 -FY17 Change
Office of Administrative Trials and Hearings	C	D	C	D	↑ 1
Department of Correction	D	C	D	D	↓ 1
Department of Design and Construction	D	D	C	D	No Change
Department of Environmental Protection	D	D	F	F	No Change
Department of Finance	D	C	D	F	↓ 1
Department of Homeless Services	D	D	D	D	No Change
Department of Information Technology and Telecommunications	D	D	D	F	No Change
Human Resources Administration	D	D	D	D	No Change
Law Department	D	C	D	C	↓ 1
Office of Emergency Management	D	D	D	D	No Change
Department of Buildings	F	F	D	D	No Change
Department of Citywide Administrative Services	F	D	D	D	↓ 1
Department of Sanitation	F	F	F	F	No Change
Department of Transportation	F	D	D	D	↓ 1
Office of the Comptroller	B	B	C	C	No Change



Breakdown of Spend by Letter Grade



Source: CheckbookNYC



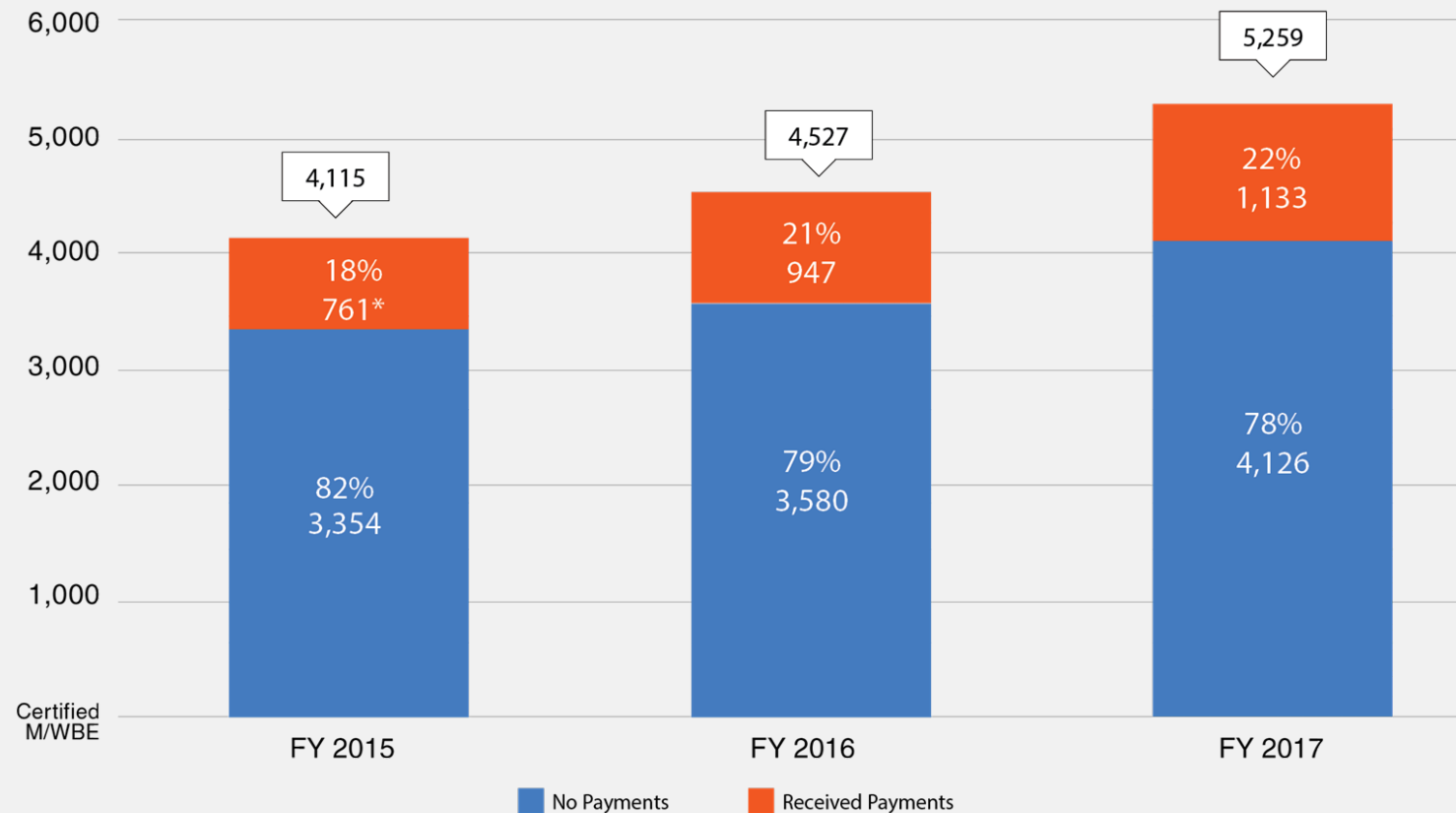
M/WBE Share of Spending Among the 25 Largest Vendors in FY 2017



Source: Checkbook NYC. *Checkbook NYC Data is based on payment data in the NYC Financial Management System. Payments made to subcontractors but not reported do not appear.



Certified M/WBEs Receiving Spending FY 2015, FY 2016, and FY 2017



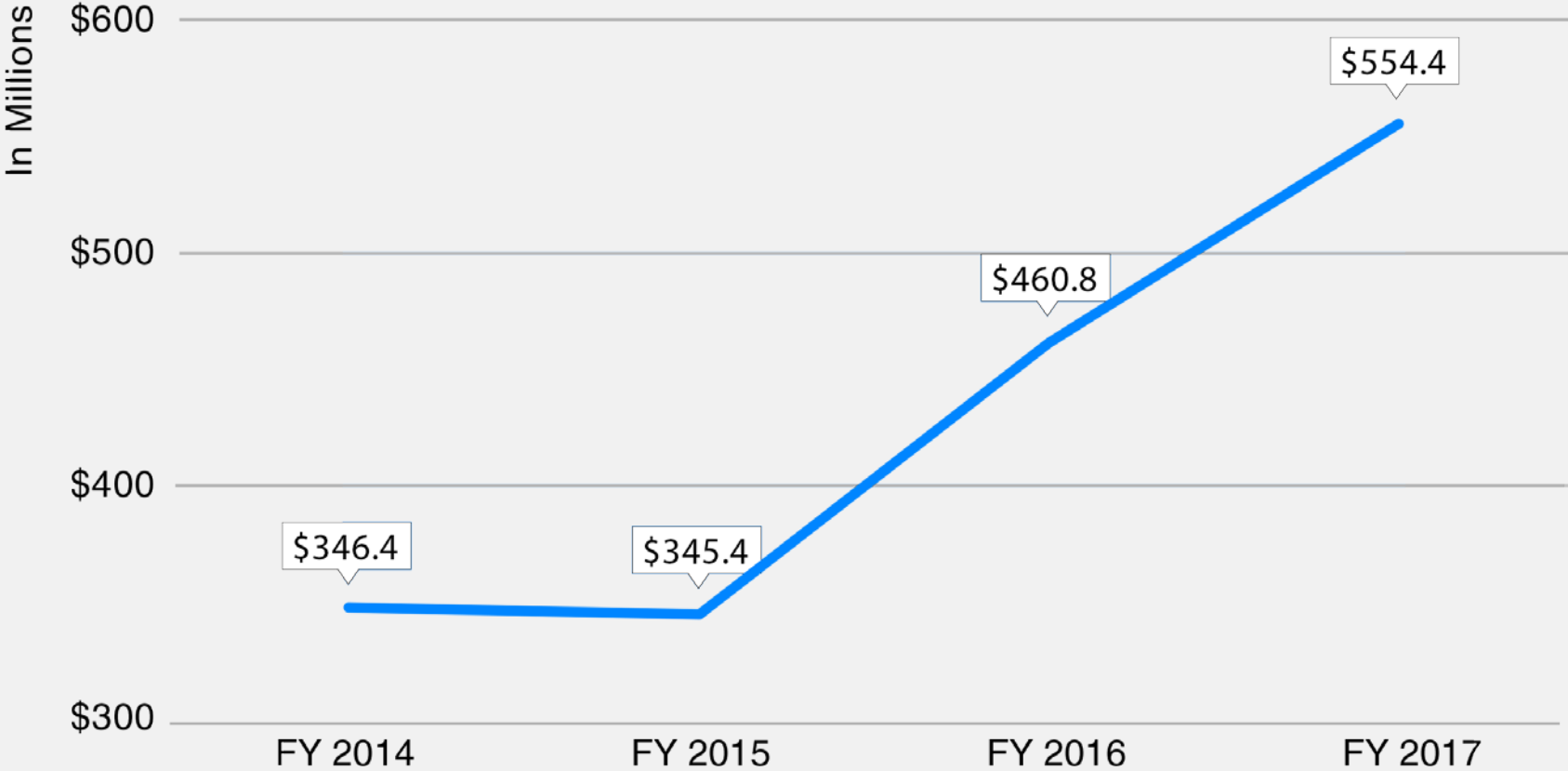
*M/WBEs that received payments is a unique count, taking into account the M/WBEs who worked as both prime vendors and sub-vendors.

**Checkbook NYC data is based on payment data in the NYC Financial Management System. Payments made to subcontractors but not reported do not appear.

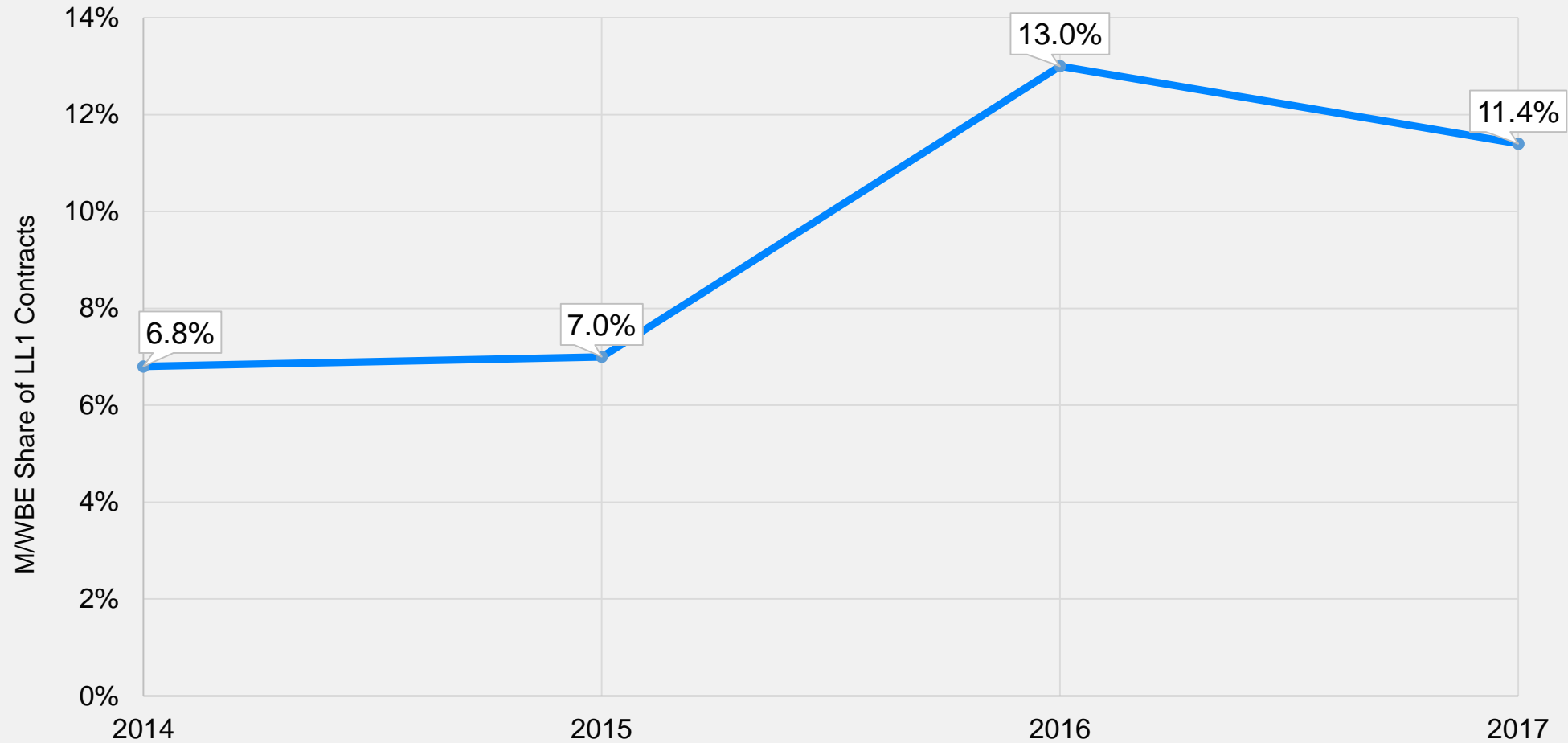
Source: Small Business Services Online M/WBE Database and Checkbook NYC.



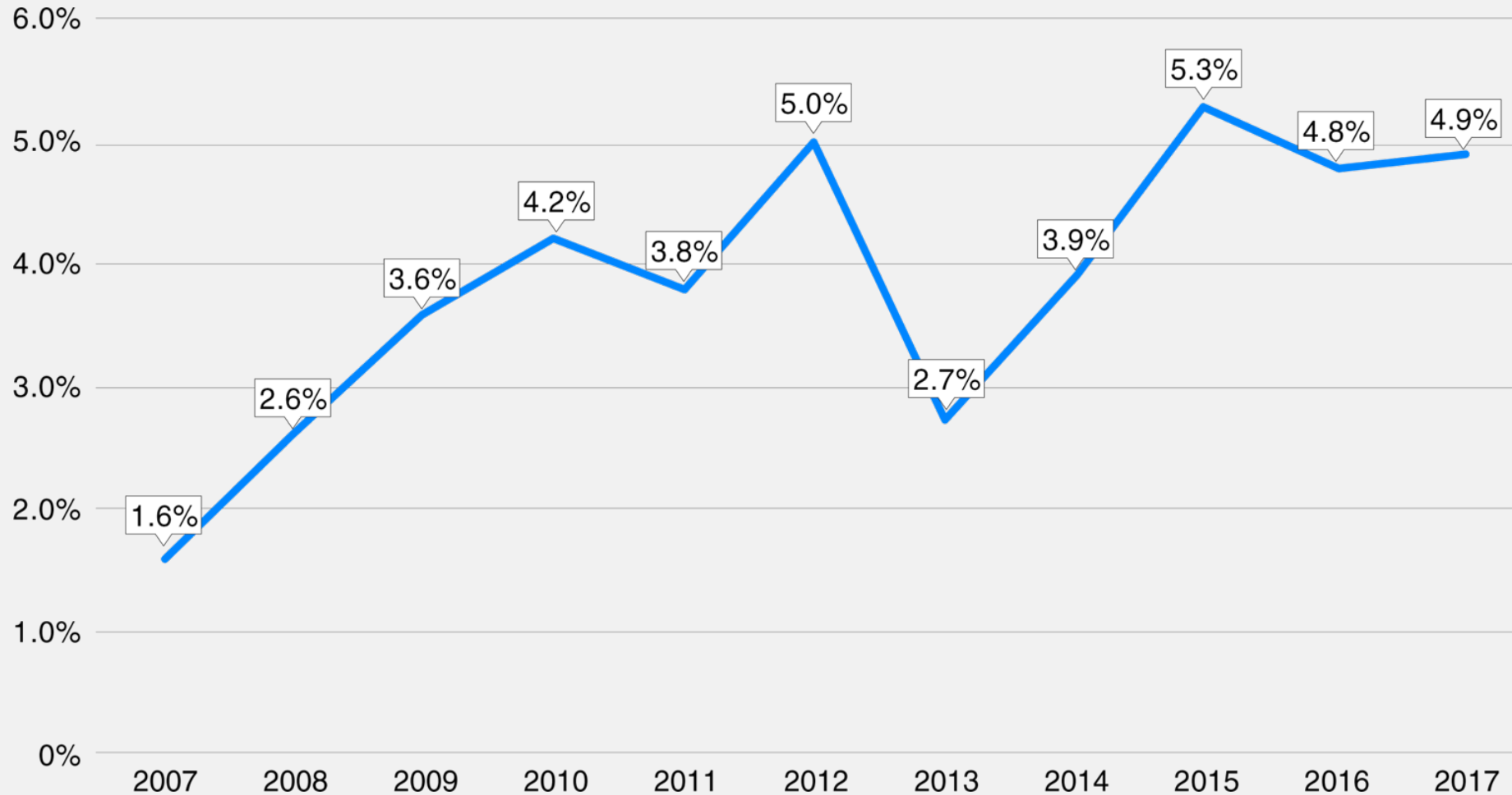
Actual Citywide M/WBE Local Law 1 Spending FY 2014 - FY 2017



M/WBE Share of Local Law 1 Contracts Awarded FY 2014 - FY 2017



M/WBE Share of All City Contracts Awarded FY 2007 - FY 2017



Source: Mayor's Office of Contract Services Agency Procurement Indicators: Fiscal Years 2007 to 2017, and OneNYC: Minority and Women-Owned Business Enterprise Bulletin, Sept. 2015.



Recommendations

- **The City can create more opportunities for M/WBEs by evaluating existing large contracts at renewal.**
- **Streamline the M/WBE certification process by moving towards a universal certification system.**
- **The City should hire a full time Chief Diversity Officer at every City agency.**

